



Project	
Nomenclature	
Type	Date
Approval	
Notes	

The BLVN is a narrow LED linear vapour proof fixture designed for surface and suspended mounting. It is well suited for indoor or outdoor use where there is a high probability of moisture and exposure to dust. Its unique, IP67 certified body makes it ideal in environments where vapour proof efficiency and performance are a factor. The fixture is rated for standard operation at temperatures as low as -30°C. For environments requiring even more extreme conditions, an optional upgrade^[T0] rated for -40°C is available.

Luminaire Summary

Features

- Operating temperature ranges available from -40C to 35C
- L70 of 98,000+ hours, L90 of 30,000+ hours
- Standard 0 - 10V dimming
- Available in 2700K, 3000K, 3500K, 4000K, 5000K and 6500K
- Lumen packages are available ranging from 2.5L (2500lm) to 11.5L (11500lm)

Approvals

- ETL certified to UL Canada and United States standards
- Made with UL Listed components
- Wet Location Rated
- DLC Listed
- NEMA4X Rated
- IP67 Rated
- NSF Rated

Mounting

- Brackets provided for surface and suspension mounting
- Pendant-mounting available

Construction

- Manufactured in Ontario, Canada
- Fibreglass enclosure with neoprene gasket ensures a dust and water-resistant seal
- Nylon or stainless steel latches

Electrical

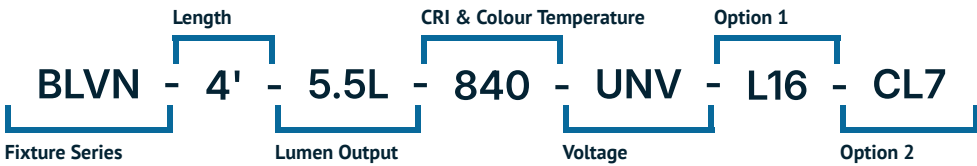
- Available in 120-277V, 120-347V, 347V and 480V

Options

- IP66 Rated Motion Sensor Available
- Wireless Controls Available
- 90 and 95+ CRI Options Available
- 120-347V(UN3) Available
- -40C Option Available

Ordering Information

Fill in the fields below with your product selections. If you need help with this section, [contact your local sales professional](#).



1	2	3	4	5	6	
BLVN						
Series	Length	Lumen Output		CRI	Colour Temp	Voltage
BLVN	4' - 4' (ft)	2.5L	(2500lm)	8 - 80 CRI	27 - 2700K	UNV - 120-277V
		3.5L	(3500lm)	9 - 90 CRI	30 - 3000K	UN3 - 120-347V
		4.5L	(4500lm)	1 - 95+ CRI	35 - 3500K	347 - 347V
		5.5L	(5500lm)		40 - 4000K	480 - 480V
		6.5L	(6500lm)		50 - 5000K	
		7.5L	(7500lm)		65 - 6500K	
		8.5L	(8500lm)			
		9.5L	(9500lm)			
		10.5L	(10500lm)			
		11.5L	(11500lm)			

Options

Lenses

L16	Ribbed Frosted Acrylic
L17	Ribbed Clear Acrylic
L26	Ribbed Clear Polycarbonate*
L61	Smooth Clear Acrylic
L63	Smooth Frosted Acrylic
L64	Ribbed Frosted Polycarbonate
L65	Smooth Clear Polycarbonate
L71	Smooth Frosted Polycarbonate

Cords

W1xx	White 16/4 (Specify Length)
W2xx	Black 16/4 (Specify Length)
W3xx	White 16/3 (Specify Length)
W4xx	Black 16/3 (Specify Length)
W***	Other Options Available*

Key.	Cord Length.	Key	Cord Length
6	6FT	15	15FT
10	10FT	20	20FT

Ex. W406 would be 16/3 Black, 6FT

Controls

WC19*	Avi-on Wireless Controls
WC**	Other Options Available*

Motion Sensors

W30XXX	IP-Rated Motion Sensor (SBOR)
WX16	Internal Dimming Low Voltage Microwave Sensor
W**	Other Options Available*

Dimming

B11	0-10V Dimming Leads
B12	Line Voltage Dimming
B27	Dim-to-off Driver
B**	Other Options Available*

Emergency Driver

B17	UL924 10W Battery Back-up
-----	---------------------------

Temperature Rating

BLANK	Standard
T0	-40C Cold Rated Components

Packaging

BLANK	Individually Boxed on Pallets
P0	Bulk Packaging
P**	Other Options Available*

Fasteners

BLANK	Standard White Nylon Latches
H4	Stainless Steel Latches

Tamper Resistance

H9	Tamper Resistant Screws (Requires H4 Stainless Steel Latches)
----	---

Mounting

M2xx	V-Hanger with Aircraft Loop Cables
M3xx	Y-Toggle Aircraft Cables
M24	Single Pendant Mount(3/4 Hub)
M33	Dual-Pendant Mounting Bracket
M**	Other Options Available*

Key.	Aircraft Length.	Key	Aircraft Length
5	5FT	15	15FT
10	10FT	20	20FT












Ex. M305 would be Y-Toggle, 5FT

Warranty

CL7	10-Year Comprehensive Warranty Upgrade
-----	--









Documentation and Resources

All files and resources are available on our website for download. Files and resources are also embedded as links in this document, listed below. Additional files may be available upon request. Please contact your local sales agent [here](#) or contact sales@bjtake.com for more information.

-  BLWD - Installation Instructions
-  BLVN-4FT-2.5L-840-L16.ies
-  BLVN-4FT-3.5L-840-L16.ies
-  BLVN-4FT-4.5L-840-L16.ies
-  BLVN-4FT-5.5L-840-L16.ies
-  BLVN-4FT-6.5L-840-L16.ies
-  BLVN-4FT-7.5L-840-L16.ies
-  BLVN-4FT-8.5L-840-L16.ies
-  BLVN-4FT-9.5L-840-L16.ies
-  BLVN-4FT-10.5L-840-L16.ies
-  BLVN-4FT-11.5L-840-L16.ies

Certifications and Listings

Certifications that apply to this fixture and its possible configurations are listed here. More information available upon request.

Icon	Description
	Wireless Controls Available
	DLC Listed
	ETL Listed
	NEMA4X Rated
	IP67 Rated
	NSF Rated
	90 and 95+ CRI Options Available
	120-347V(UN3) Available

Usage Applications

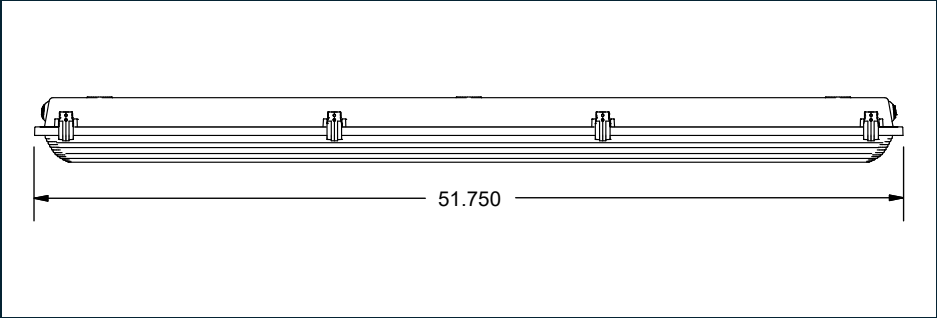
This fixture can be used in a variety of applications, and is ideal for the following:

Usage Application
Food Processing Plants
Manufacturing Facilities
Storage & Warehousing
Wash Bays And Wet Environments
Outdoor Parking Structures
Agricultural Barns

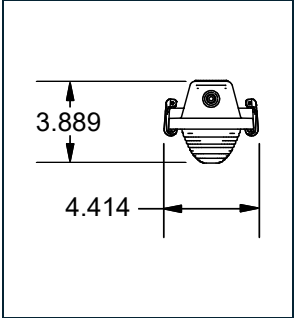
Warranty Statement

BJ Take products are tested and/or inspected prior to being packaged for shipment and are guaranteed from the day the product is shipped for a period of ten-year LED chip warranty and a five-year comprehensive component warranty. This can be upgraded to a ten-year comprehensive warranty on request.

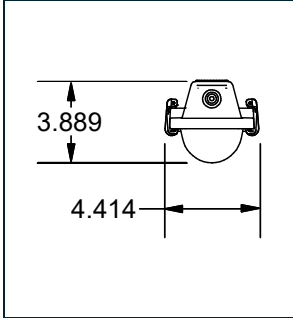
BLVN, 4 Foot, Side Dims



4FT L16/L17 Lens



4FT L61/L63 Lens



BLVN, Wattage w/ L16 Lens

Size	Lumen Output	Actual Lumen Output	Fixture Wattage	Lumens per Watt
4'	2.5L	2363	17.70	133.50
4'	3.5L	3337	25.10	133.10
4'	4.5L	4305	32.50	132.60
4'	5.5L	5266	39.80	132.20
4'	6.5L	6221	47.20	131.70
4'	7.5L	7169	54.60	131.30
4'	8.5L	8110	62.00	130.80
4'	9.5L	9045	69.40	130.40
4'	10.5L	9973	76.70	130.00
4'	11.5L	10894	84.10	129.50

BLVN, Wattage w/ L63 Lens

Size	Lumen Output	Actual Lumen Output	Fixture Wattage	Lumens per Watt
4'	2.5L	2319	17.70	131.00
4'	3.5L	3272	25.10	130.60
4'	4.5L	4219	32.40	130.10
4'	5.5L	5159	39.80	129.70
4'	6.5L	6093	47.10	129.30
4'	7.5L	7021	54.50	128.80
4'	8.5L	7942	61.90	128.40
4'	9.5L	8857	69.20	128.00
4'	10.5L	9765	76.60	127.50
4'	11.5L	10659	83.90	127.00

BLVN, Light Loss Factor (LLF)

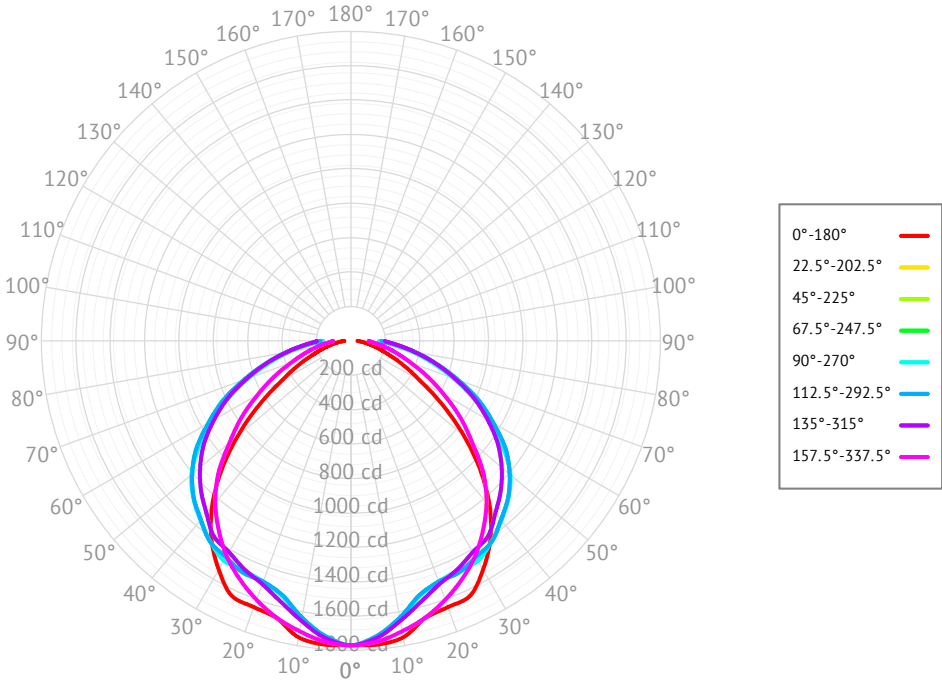
CCT	Output%
2700K	92.95
3000K	95.51
3500K	96.80
4000K	100.00
5000K	101.28
90CRI	84.72

- * Drawings aren't to scale
- * Standard tolerances apply
- * Specifications may change without notice

BLVN-4FT-5.5L-840-L16

Cone of Light

Mtg Height	Light Level	Beam Diameter
6.0 ft	49.2 fc	13.9 ft
8.0 ft	27.7 fc	18.6 ft
10.0 ft	17.7 fc	23.2 ft
12.0 ft	12.3 fc	27.9 ft
14.0 ft	9.0 fc	32.5 ft
16.0 ft	6.9 fc	37.2 ft

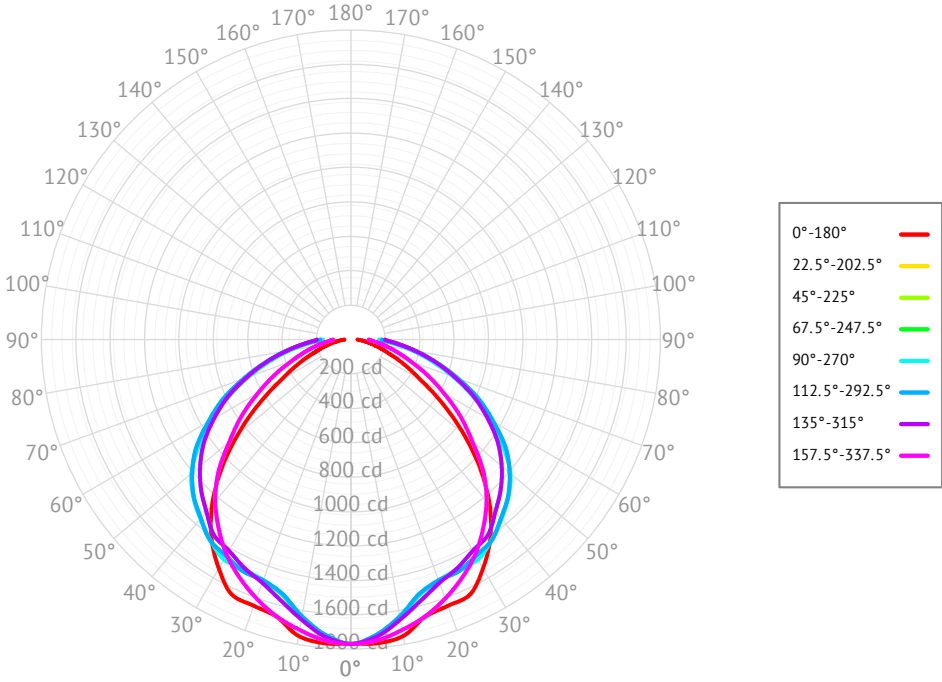


Based on BLVN, 4 foot, 5500lm, 80 CRI, 4000K w/ L16 standard lens

BLVN-4FT-5.5L-840-L16

Cone of Light

Mtg Height	Light Level	Beam Diameter
6.0 ft	49.2 fc	13.9 ft
8.0 ft	27.7 fc	18.6 ft
10.0 ft	17.7 fc	23.2 ft
12.0 ft	12.3 fc	27.9 ft
14.0 ft	9.0 fc	32.5 ft
16.0 ft	6.9 fc	37.2 ft



Based on BLVN, 4 foot, 5500lm, 80 CRI, 4000K w/ L16 standard lens

Important Information

The relevant protection category that specifies an enclosure’s resistance to impacts and shocks is the IK code. The IK code classification is established using a standardized testing method in line with IEC 62262.

IK Ratings

IK Code	Impact Energy	Weight/Height
1	0.150 joules / 1.33 Inch #	.150kg : 100mm -- 3 15/16 Inch
2	0.200 joules / 1.77 Inch #	.150kg : 133mm -- 5 15/16 Inch
3	0.350 joules / 3.01 Inch #	.150kg : 250mm -- 9 27/32 Inch
4	0.500 joules / 4.43 Inch #	.150kg : 333mm -- 13 7/64 Inch
5	0.700 joules / 6.20 Inch #	.150kg : 500mm -- 19 11/16 Inch
6	1.00 joules / 8.85 Inch #	.500kg : 200mm -- 7 7/8 Inch
7	2.00 joules / 17.70 Inch #	.500kg : 400mm -- 15 3/4 Inch
8	5.00 joules / 44.25 Inch #	1.7kg : 300mm -- 11 13/16 Inch
9	10.00 joules / 88.51 Inch #	5kg : 200mm -- 7 7/8 Inch
10	20.00 joules / 177.01 Inch #	5kg : 400mm -- 15 3/4 Inch

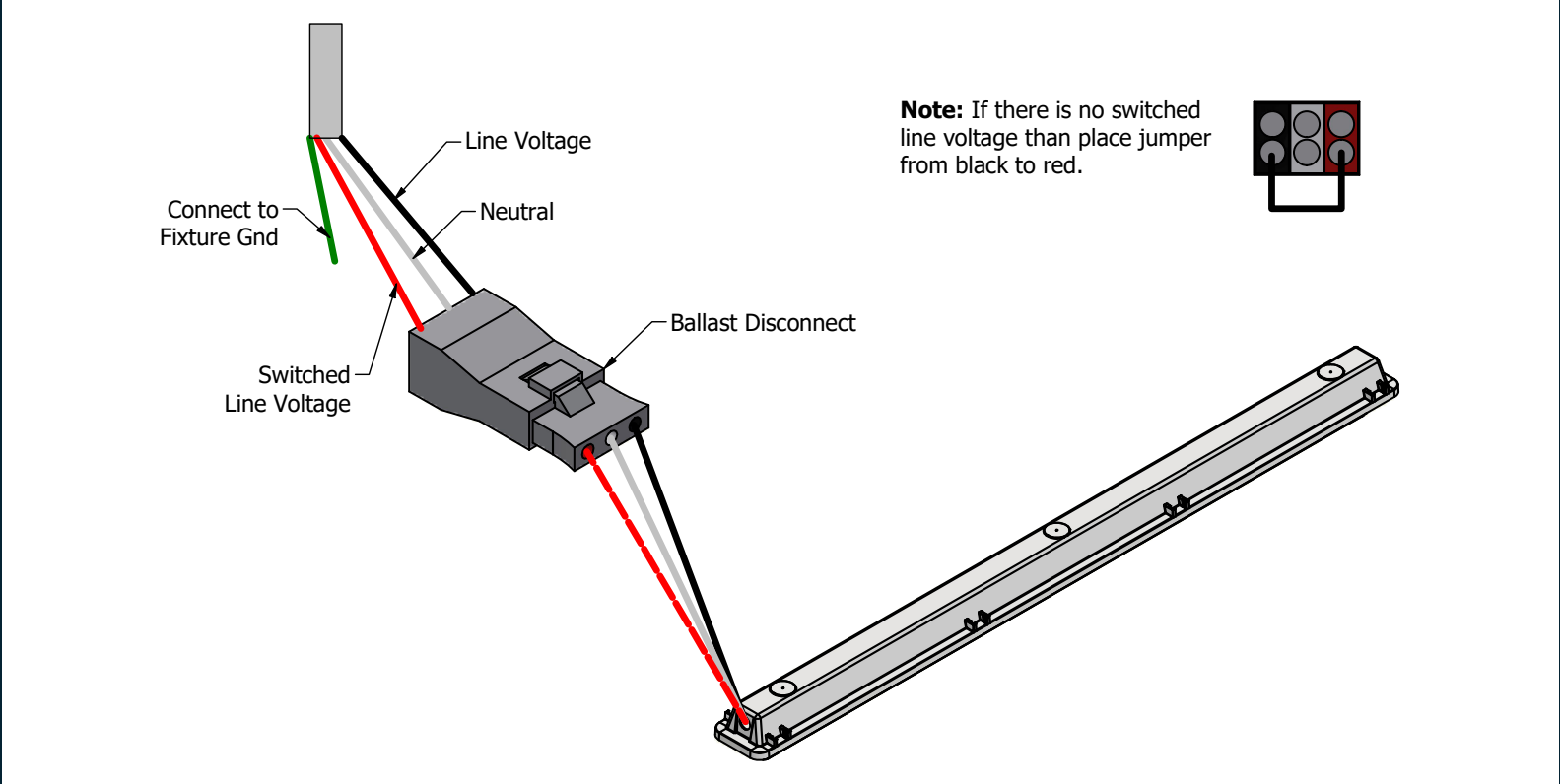
IK Ratings

Criteria	SLP Lens	IK Rating Area 1	IK Rating Area 2	IK Rating Area 3
L17 - 4' Ribbed Clear Acrylic Lens	CT2-DIRA-1L4	9	10	9
L16 - 4' Ribbed Frosted Acrylic Lens	CT2-DIRA-1L4-FR50	9	9	9
L26 - 4' Ribbed Clear Polycarbonate Lens	CT2-DP-1L4	10	10	10
L61 - 4' Smooth Clear Acrylic Lens	CT2-CIRA-1L4	10	10	10
L63 - 4' Smooth Frosted Acrylic Lens	CT2-CIRA-1L4-FR50	10	10	10
L65 - 4' Smooth Clear Polycarbonate Lens	CT2-CP-1L4	10	10	10
L71 - 4' Narrow Smooth Polycarbonate Frosted Lens	CT2-CP-1L4-FR50	10	10	10\

Emergency Battery Plan - 20W

Emergency Lighting	Solution System Components	System Operation
Option Code 'B17' - UL 924 listed components that are factory installed in the luminaire	UL 924 listed 20-watt battery integral to the luminaire	Loss of normal power is detected by the B17 emergency light solution and the power supply is switched automatically to the 20-watt integral battery pack which powers the emergency LED lighting driver.
	UL 924 listed LED emergency lighting driver integral to the luminaire	The battery pack and emergency LED driver are UL 924 certified to provide a minimum of 90-minutes of emergency lighting.
	Wiring options for both switched and unswitched emergency lighting	

Emergency Lighting Wiring



Important Information

More information on emergency lighting options and configurations available on request.